

*MELLOW LIGHT evolution /infinity*

Recessed and surface-mounted luminaire

The daylight classic.

[linked](#)

All order numbers in the PDF are linked to the Zumtobel online catalogue.

# *Active Light | Connecting with Nature*

Creating Light Creates Inspiration



*Wellbeing in office spaces is enhanced by holistic lighting ecosystems. Active Light is linked to daylight dynamics, actively supporting the natural bio rhythm and seamlessly ensuring maximum visual comfort for tasks. Such human centric lighting solutions bring people together and promote creativity, as they are effortlessly personalized, with the individual always at heart.*

See here how Active Light works:  
[zumtobel.com/activelight](https://zumtobel.com/activelight)



#### **Intensity**

The right lighting level can best be determined by the individual's visual ability and the task itself. Moreover, basic planning parameters and current standards for workplaces must be taken into account.



#### **Direction**

Light is a tool for architectural design. By varying luminance and light distribution the general atmosphere of a space can shift instantly, which can have a major impact on communication, creativity and easing of tension.




#### **Colour**

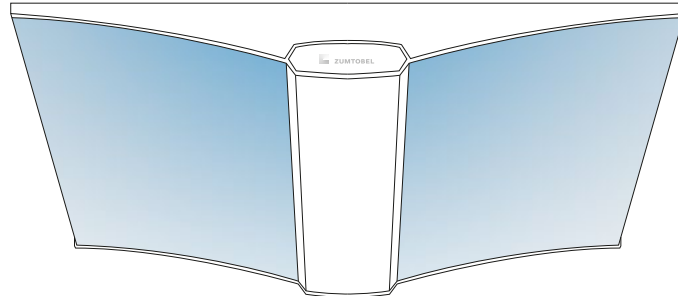
The human body reacts to the colour temperature of light. While cooler, blueish light colours activate, warmer, reddish light colours have a soothing effect. A study carried out in cooperation with the Fraunhofer IAO shows that a user's colour preferences vary depending on age, working hours and individual needs.



#### **Time**

By mimicking the natural dynamics of daylight, artificial lighting complements and supports one's internal clock.





### *A sky for the office*

*It is a well-known fact in architecture: The bigger the cubic content, the more difficult it is to guide daylight into the inner areas. MELLOW LIGHT plays with light. It brings the depth of the room to life in the mellow colours of the sky until late at night. Walls and ceilings begin to breathe and give people a renewed sense of outdoor freedom.*



1988  
*MELLOW LIGHT*



*“1988 – the birth of the MELLOW LIGHT series.  
The initial design was a square recessed luminaire  
with two concave metal reflectors painted white.  
The light source, a compact fluorescent lamp, was  
covered by a perforated plate.  
The white luminaire on a white ceiling created a  
whole new aesthetic and quickly became a popular  
design tool for many architects.”*

*Harald Schwarzer  
Product Manager of the first  
generation of MELLOW LIGHT*





2016

*MELLOW LIGHT evolution / infinity*

Recessed luminaire





*“When asked to redefine MELLOW LIGHT, an icon in the world of office lighting, we were not only tasked with writing the next chapter in a long history of archetypal Zumtobel design, but also changing the way we engage with workplace lighting. Taking design cues from the previous five generations of MELLOW LIGHT luminaires, we referenced this iconic vernacular to shape the future of workplace lighting.”*

*Daniel Stromborg*

*Practice Area Leader, Gensler*



2016

*MELLOW LIGHT evolution / infinity*

Surface-mounted luminaire

## *Daylight and an interplay of colours*

*The closer artificial light comes to resemble daylight, the more invigorating the effect that it has on people. Science has often tried to explain this phenomenon, but we can already feel the effect in the mellow glow of MELLOW LIGHT, with the kind of dynamic lighting characteristics that we normally associate with daylight. This is the ideal solution for computer work and in spaces where reflections have to be eliminated and moods need to be created – even using the changing colours of the sky on request. The minimalist look helps the luminaire integrate seamlessly into the overall interior architecture. It extends the architectural language of design with a clear, separate word. MELLOW LIGHT.*

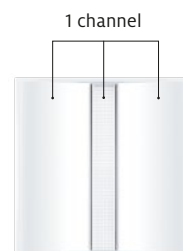
## *MELLOW LIGHT evolution /infinity*

Greater design freedom through controllable light channels



### MELLOW LIGHT **evolution**

Brightness spreads gently and uniformly through the space – as natural as daylight. The well-balanced illumination of the work surface, wall and ceiling creates an open, bright atmosphere in the room and helps prevent glare and irritating shadows. The perfectly dispersed LED points remain invisible.







### MELLOW LIGHT **infinity**

The lighting can be adjusted flexibly to suit different needs and situations thanks to separately controllable light channels. The two lighting wings create a pleasant background brightness to give the room an inviting atmosphere. Switching on the direct light component in the middle supplies the work surface with perfectly targeted light.




## *Lighting effect*

Gentle homogeneity or outstanding glare suppression



### **Crystal optic**


This re-interpretation of the classic lens optic guarantees glare-free illumination with up to 4800 lumen. This makes it ideal for areas that require more than 500 lux or where there are greater distances between the luminaires. The contrast with the diffuse lighting wings also creates some impressive lighting effects.





**Lighting wings**


The mild diffuse light from the wings softly brightens up the room – as light as a feather. The result is a pleasant atmosphere with no shadows.



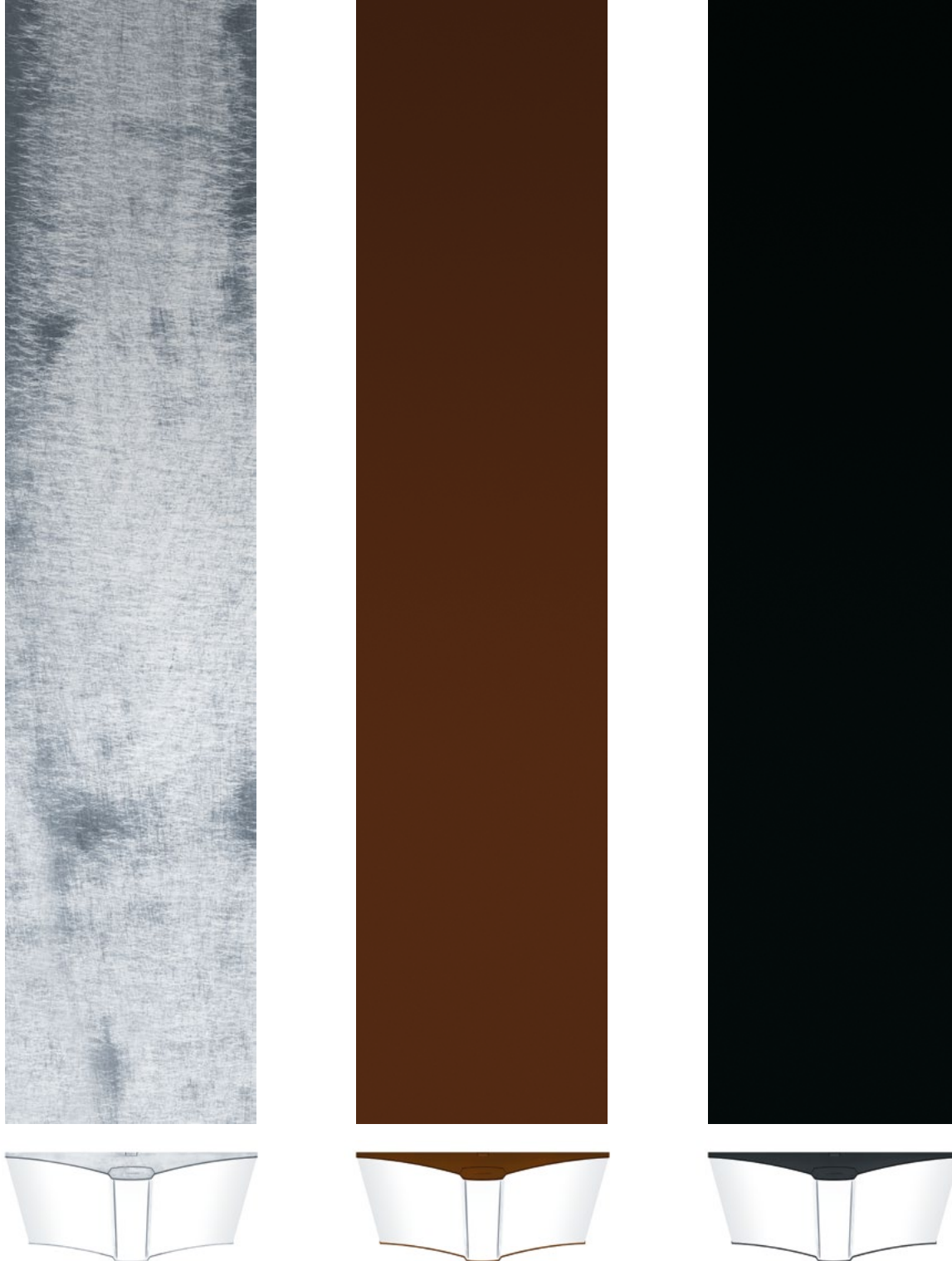
**Lenticular optic**

Prism louvres create a gentle and homogeneous appearance while offering excellent glare suppression with up to 3500 lumen. The UGR < 19 classification complies with the applicable standards for DSE workstations.





*MELLOW LIGHT evolution/infinity  
in a variety of colours*



Architecture gains greater freedom of design with more colours. While the white luminaire can be discreetly integrated into drywall ceilings, the silver version creates a flexible transition between the fitting and the exposed concrete. If highlights are required, choose from additional versions in brown, black and naturally anodised aluminium. The optional colours can be easily viewed and ordered from the online product catalogue in the myMELLOW LIGHT section.

## *Just like in natural surroundings*

Bright rooms with fewer shadows are typical for MELLOW LIGHT. Just like daylight, the luminaire supports the human biorhythm with dynamic colours of 3000 K to 6000 K.

---

## *Control the light separately or together*

The brilliant direct light component and the gentle lighting wings can be used separately or together.

---

## *Different optics*

The lenticular optic offers glare suppression with up to 3500 lumens and a homogeneous appearance. Thanks to a shielded lumen package of up to 4800 lumens, the crystal optic is ideal for working areas that require more than 500 lux.

---

## *Wide choice of models*


The product programme includes linear and square luminaires in a range of different designs. The recessed luminaire is available for M600 and M625 module sizes.

---

## *Global roll-out*

MELLOW LIGHT evolution / infinity is set to travel the world after its launch in Europe. This helps guarantee: a uniform lighting concept for all users, no matter if they are in Dubai or China.

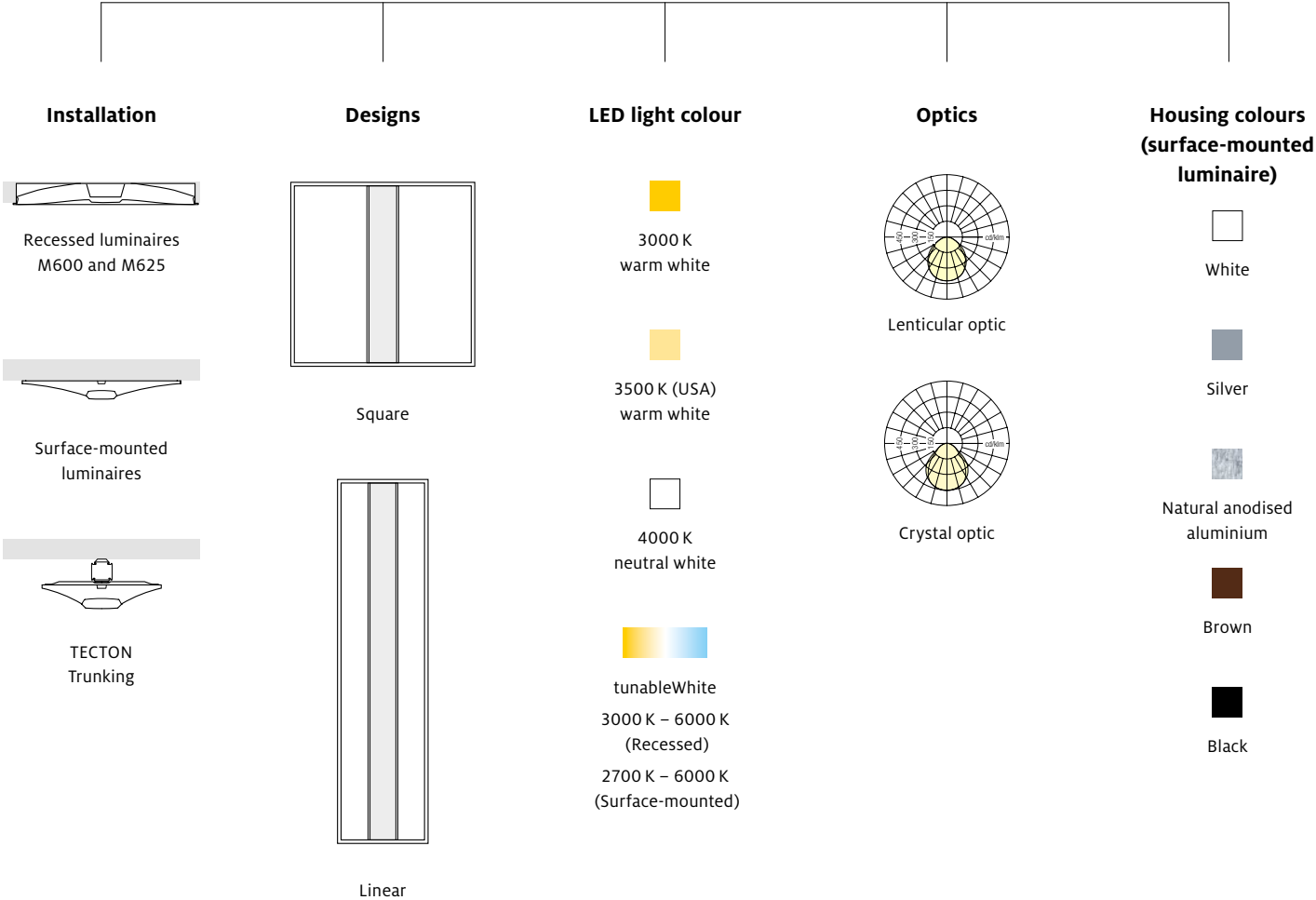
---



# MELLOW LIGHT evolution /infinity

Recessed and surface-mounted luminaire

## Overview



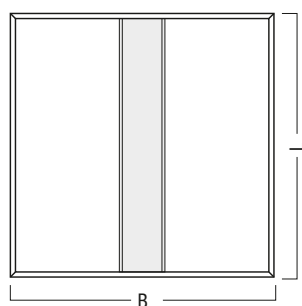
## Recessed luminaires

[...] Shared properties Mellow Light evo/inf

- LED ceiling-recessed luminaire for general and task area lighting
- Diffuse side sections for pleasant ambient lighting
- Colour temperature 4000 K (intermediate) and 3000 K (warm white) and tunableWhite from 3000–6000 K
- Colour rendering  $R_a > 80$  for office applications
- Chromaticity tolerance between multiple luminaires of up to 3 MacAdam ellipses
- EN12464-1 compliant for office applications with  $UGR < 19$
- LED service life: 50000 h before luminous flux is reduced to 85 % of the initial value
- Luminaire pre-wired using halogen-free leads
- Please order the fixing kit separately for concealed ceiling systems and sawn-out holes

### Installation MELLOW LIGHT evolution / infinity

#### Square

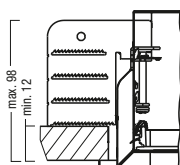


|                   | L   | B   | LDA | BDA |
|-------------------|-----|-----|-----|-----|
| <b>Module 625</b> | 623 | 623 | 618 | 618 |
| <b>Module 600</b> | 598 | 598 | 588 | 588 |

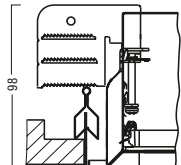
#### Linear



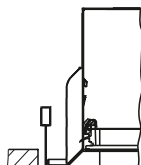
|                   | L    | B   | LDA  | BDA |
|-------------------|------|-----|------|-----|
| <b>Module 625</b> | 1248 | 310 | 1238 | 300 |
| <b>Module 600</b> | 1198 | 298 | 1188 | 288 |



Saw-cut openings with mounting kit



Concealed systems with mounting kit







Exposed mounting track systems and lay-in luminaire

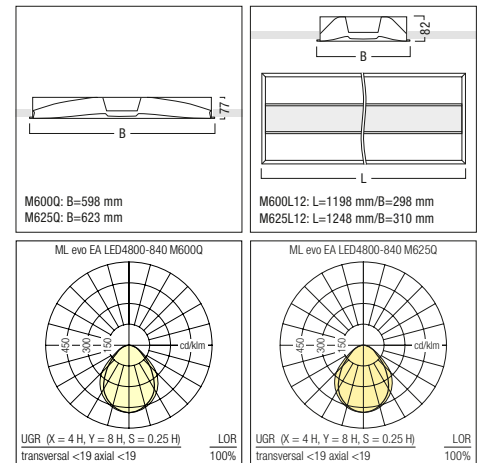
## Recessed luminaires

### MELLOW LIGHT evolution EA




- [...]
  - Crystal Optic for optimum glare control to 4800 lm
  - DALI-controllable ECG with 1 Dali address (wing and central section can be controlled together)

|                                                                                                            | L/W/H       | kg  | Order no.  |
|------------------------------------------------------------------------------------------------------------|-------------|-----|------------|
| <b>LED luminaire for module 600</b>                                                                        |             |     |            |
| <i>dimnable Dali only</i>                                                                                  |             |     |            |
| LED3600-830 M600L12                                                                                        | 1198/298/82 | 7,3 | 42 185 174 |
| LED3600-830 M600Q                                                                                          | 598/598/77  | 5,7 | 42 185 173 |
| LED3600-840 M600L12                                                                                        | 1198/298/82 | 7,3 | 42 185 169 |
| LED3600-840 M600Q                                                                                          | 598/598/77  | 5,7 | 42 185 168 |
| LED4800-830 M600L12                                                                                        | 1198/298/82 | 7,3 | 42 184 939 |
| LED4800-830 M600Q                                                                                          | 598/598/77  | 5,7 | 42 184 938 |
| LED4800-840 M600L12                                                                                        | 1198/298/82 | 7,3 | 42 184 756 |
| LED4800-840 M600Q                                                                                          | 598/598/77  | 5,7 | 42 184 757 |
| <b>LED luminaire for module 625</b>                                                                        |             |     |            |
| <i>dimnable Dali only</i>                                                                                  |             |     |            |
| LED3600-830 M625L12                                                                                        | 1248/310/82 | 7,4 | 42 185 176 |
| LED3600-830 M625Q                                                                                          | 623/623/77  | 5,9 | 42 185 175 |
| LED3600-840 M625L12                                                                                        | 1248/310/82 | 7,4 | 42 185 171 |
| LED3600-840 M625Q                                                                                          | 623/623/77  | 5,9 | 42 185 170 |
| LED4800-830 M625L12                                                                                        | 1248/310/82 | 7,4 | 42 185 177 |
| LED4800-830 M625Q                                                                                          | 623/623/77  | 5,9 | 42 184 940 |
| LED4800-840 M625L12                                                                                        | 1248/310/82 | 7,4 | 42 184 936 |
| LED4800-840 M625Q                                                                                          | 623/623/77  | 5,9 | 42 184 935 |
| <b>LED luminaire for module 600 in light colour 3000 K - 6000 K</b>                                        |             |     |            |
| <i>dimnable Dali only</i>                                                                                  |             |     |            |
| LED4000-830-60 M600L12  | 1198/298/82 | 7,4 | 42 184 937 |
| LED4000-830-60 M600Q    | 598/598/77  | 5,8 | 42 184 758 |
| <b>LED luminaire for module 625 in light colour 3000 K - 6000 K</b>                                        |             |     |            |
| <i>dimnable Dali only</i>                                                                                  |             |     |            |
| LED4000-830-60 M625L12  | 1248/310/82 | 7,5 | 42 185 172 |
| LED4000-830-60 M625Q    | 623/623/77  | 6,0 | 42 184 759 |





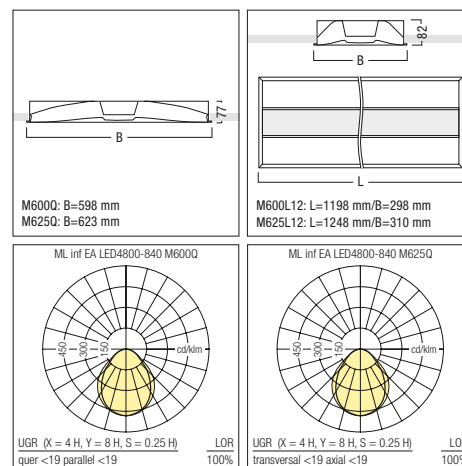
## Recessed luminaires

### MELLOW LIGHT infinity EA



- [...]
  - Crystal Optic for optimum glare control to 4800 lm
  - DALI-controllable ECG with 2 Dali addresses (wing and central section can be separately controlled)

|                                                                                                          | L/W/H       | kg  | Order no.  |
|----------------------------------------------------------------------------------------------------------|-------------|-----|------------|
| <b>LED luminaire for module 600</b>                                                                      |             |     |            |
| <i>dimnable Dali only</i>                                                                                |             |     |            |
| LED3600-830 M600L12                                                                                      | 1198/298/82 | 8,1 | 42 185 196 |
| LED3600-830 M600Q                                                                                        | 598/598/77  | 6,2 | 42 185 195 |
| LED3600-840 M600L12                                                                                      | 1198/298/82 | 8,1 | 42 185 192 |
| LED3600-840 M600Q                                                                                        | 598/598/77  | 6,2 | 42 185 191 |
| LED4800-830 M600L12                                                                                      | 1198/298/82 | 8,1 | 42 184 953 |
| LED4800-830 M600Q                                                                                        | 598/598/77  | 6,2 | 42 184 952 |
| LED4800-840 M600L12                                                                                      | 1198/298/82 | 8,1 | 42 184 947 |
| LED4800-840 M600Q                                                                                        | 598/598/77  | 6,2 | 42 184 769 |
| <b>LED luminaire for module 625</b>                                                                      |             |     |            |
| <i>dimnable Dali only</i>                                                                                |             |     |            |
| LED3600-830 M625L12                                                                                      | 1248/310/82 | 8,3 | 42 185 198 |
| LED3600-830 M625Q                                                                                        | 623/623/77  | 6,4 | 42 185 197 |
| LED3600-840 M625L12                                                                                      | 1248/310/82 | 8,3 | 42 185 194 |
| LED3600-840 M625Q                                                                                        | 623/623/77  | 6,4 | 42 185 193 |
| LED4800-830 M625L12                                                                                      | 1248/310/82 | 8,3 | 42 185 200 |
| LED4800-830 M625Q                                                                                        | 623/623/77  | 6,4 | 42 185 199 |
| LED4800-840 M625L12                                                                                      | 1248/310/82 | 8,3 | 42 184 949 |
| LED4800-840 M625Q                                                                                        | 623/623/77  | 6,4 | 42 184 948 |
| <b>LED luminaire for module 600 in light colour 3000 K - 6000 K</b>                                      |             |     |            |
| <i>dimnable Dali only</i>                                                                                |             |     |            |
| LED3600-830-60 M600Q  | 598/598/77  | 5,5 | 42 184 950 |
| <b>LED luminaire for module 625 in light colour 3000 K - 6000 K</b>                                      |             |     |            |
| <i>dimnable Dali only</i>                                                                                |             |     |            |
| LED3600-830-60 M625Q  | 623/623/77  | 5,5 | 42 184 951 |





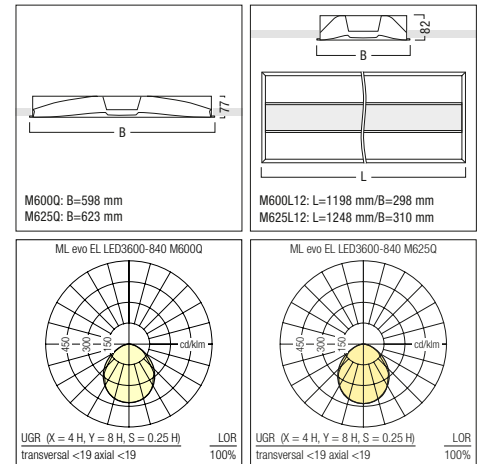
## Recessed luminaires

### MELLOW LIGHT evolution EL



- [...]
  - High quality lenticular structure for a more uniform appearance
  - DALI-controllable ECG with 1 Dali address (wing and central section can be controlled together)

|                                                                                                | L/W/H       | kg  | Order no.  |
|------------------------------------------------------------------------------------------------|-------------|-----|------------|
| <b>LED luminaire for module 600</b> <i>dimmmable Dali only</i>                                 |             |     |            |
| LED3600-830 M600L12                                                                            | 1198/298/82 | 6,0 | 42 185 183 |
| LED3600-830 M600Q                                                                              | 598/598/77  | 5,1 | 42 185 182 |
| LED3600-840 M600L12                                                                            | 1198/298/82 | 6,0 | 42 184 760 |
| LED3600-840 M600Q                                                                              | 598/598/77  | 5,1 | 42 184 761 |
| <b>LED luminaire for module 625</b> <i>dimmmable Dali only</i>                                 |             |     |            |
| LED3600-830 M625L12                                                                            | 1248/310/82 | 6,2 | 42 185 185 |
| LED3600-830 M625Q                                                                              | 623/623/77  | 5,3 | 42 185 184 |
| LED3600-840 M625L12                                                                            | 1248/310/82 | 6,2 | 42 185 178 |
| LED3600-840 M625Q                                                                              | 623/623/77  | 5,3 | 42 184 943 |
| <b>LED luminaire for module 600 in light colour 3000 K - 6000 K</b> <i>dimmmable Dali only</i> |             |     |            |
| LED4200-830-60 M600L12                                                                         | 1198/298/82 | 6,1 | 42 185 179 |
| LED4200-830-60 M600Q                                                                           | 598/598/77  | 5,2 | 42 184 762 |
| <b>LED luminaire for module 625 in light colour 3000 K - 6000 K</b> <i>dimmmable Dali only</i> |             |     |            |
| LED4200-830-60 M625L12                                                                         | 1248/310/82 | 6,3 | 42 185 181 |
| LED4200-830-60 M625Q                                                                           | 623/623/77  | 5,4 | 42 185 180 |

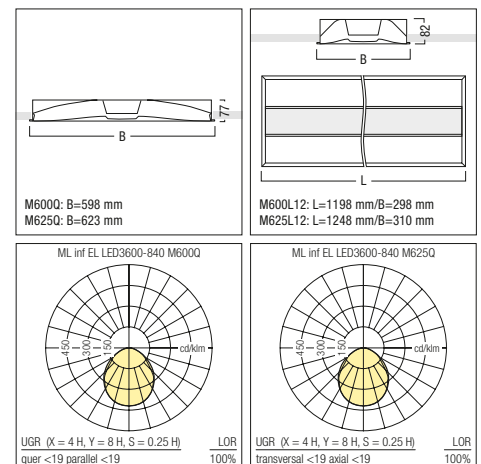


### MELLOW LIGHT infinity EL



- [...]
  - High quality lenticular structure for a more uniform appearance
  - DALI-controllable ECG with 2 Dali addresses (wing and central section can be separately controlled)

|                                                                                                | L/W/H       | kg  | Order no.  |
|------------------------------------------------------------------------------------------------|-------------|-----|------------|
| <b>LED luminaire for module 600</b> <i>dimmmable Dali only</i>                                 |             |     |            |
| LED3600-830 M600L12                                                                            | 1198/298/82 | 8,1 | 42 185 206 |
| LED3600-830 M600Q                                                                              | 598/598/77  | 5,6 | 42 185 205 |
| LED3600-840 M600L12                                                                            | 1198/298/82 | 8,1 | 42 184 954 |
| LED3600-840 M600Q                                                                              | 598/598/77  | 5,6 | 42 184 770 |
| <b>LED luminaire for module 625</b> <i>dimmmable Dali only</i>                                 |             |     |            |
| LED3600-830 M625L12                                                                            | 1248/310/82 | 8,3 | 42 185 208 |
| LED3600-830 M625Q                                                                              | 623/623/77  | 5,8 | 42 185 207 |
| LED3600-840 M625L12                                                                            | 1248/310/82 | 8,3 | 42 185 202 |
| LED3600-840 M625Q                                                                              | 623/623/77  | 5,8 | 42 185 201 |
| <b>LED luminaire for module 600 in light colour 3000 K - 6000 K</b> <i>dimmmable Dali only</i> |             |     |            |
| LED3800-830-60 M600Q                                                                           | 598/598/77  | 5,8 | 42 185 203 |
| <b>LED luminaire for module 625 in light colour 3000 K - 6000 K</b> <i>dimmmable Dali only</i> |             |     |            |
| LED3800-830-60 M625Q                                                                           | 623/623/77  | 6,0 | 42 185 204 |



## Recessed luminaires

### MELLOW LIGHT evo/inf accessories

---



Order no.

**Accessory**

|                          |            |
|--------------------------|------------|
| PMMA OPTICS Cleaning kit | 22 166 921 |
|--------------------------|------------|

|                         |            |
|-------------------------|------------|
| SET Cable strain relief | 22 161 546 |
|-------------------------|------------|

**Ceiling-mounting kit**

|                                                     |            |
|-----------------------------------------------------|------------|
| LFE/MIREL EVO/ML EVO INF NIV SET Ceiling fixing kit | 22 168 977 |
|-----------------------------------------------------|------------|

## Surface-mounted luminaires

|...| Shared properties Mellow Light evo/inf

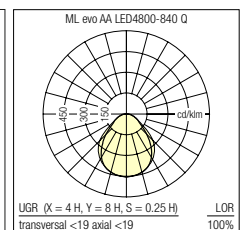
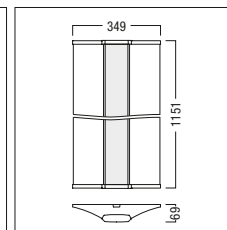
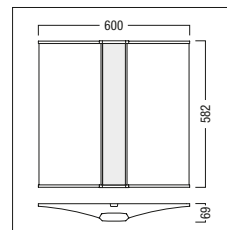
- Diffuse side sections for pleasant ambient lighting
- EN12464-1 compliant for office applications with UGR < 19
- Colour temperature 4000 K (neutral white), 3000 K (warm white) and tunable white from 2700–6500 K
- Colour rendering Ra > 80 or Ra < 90 (tunable) for office applications
- Chromaticity tolerance between multiple luminaires of up to 3 MacAdam ellipses
- LED service life: 50000 h before luminous flux is reduced to 85 % of the initial value
- Luminaire pre-wired using halogen-free leads
- End caps available in several colours: silver (standard), white, bronze, black and raw

### MELLOW LIGHT evolution AA



- |...|
- Crystal Optic for optimum glare control to 4800 lm
- DALI-controllable ECG with 1 Dali address (wing and central section can be controlled together)

|                                               | L/W/H       | kg  | Order no.  |
|-----------------------------------------------|-------------|-----|------------|
| <b>Dimmable luminaires</b>                    |             |     |            |
| LED3600-830 L IP20                            | 1151/349/69 | 9,1 | 42 185 189 |
| LED3600-830 Q IP20                            | 600/582/69  | 6,6 | 42 185 188 |
| LED3600-840 L IP20                            | 1151/349/69 | 9,1 | 42 185 187 |
| LED3600-840 Q IP20                            | 600/582/69  | 6,6 | 42 185 186 |
| LED3600-927-65 L IP20                         | 1151/349/69 | 9,1 | 42 185 897 |
| LED3600-927-65 Q IP20                         | 600/582/69  | 6,6 | 42 185 894 |
| LED4800-830 L IP20                            | 1151/349/69 | 9,1 | 42 184 946 |
| LED4800-830 Q IP20                            | 600/582/69  | 6,6 | 42 184 944 |
| LED4800-840 L IP20                            | 1151/349/69 | 9,1 | 42 184 763 |
| LED4800-840 Q IP20                            | 600/582/69  | 6,6 | 42 184 764 |
| LED4800-927-65 L IP20                         | 1151/349/69 | 9,1 | 42 185 899 |
| LED4800-927-65 Q IP20                         | 600/582/69  | 6,6 | 42 185 896 |
| <b>Dimmable luminaire with TECTON adapter</b> |             |     |            |
| LED3600-830 L                                 | 1151/349/69 |     | 42 186 139 |
| LED3600-840 L                                 | 1151/349/69 |     | 42 186 140 |
| LED3600-927-65 L                              | 1151/349/69 |     | 42 186 146 |
| LED4800-830 L                                 | 1151/349/69 |     | 42 186 141 |
| LED4800-840 L                                 | 1151/349/69 |     | 42 186 142 |
| LED4800-927-65 L                              | 1151/349/69 |     | 42 186 145 |



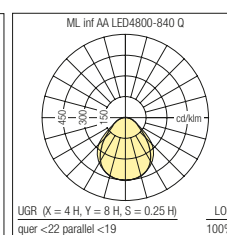
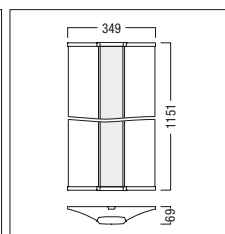
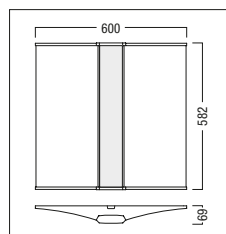
## Surface-mounted luminaires

### MELLOW LIGHT infinity AA



- [...] ]
- Crystal Optic for optimum glare control to 4800 lm
- DALI-controllable ECG with 2 Dali addresses (wing and central section can be separately controlled)

|                                               | L/W/H       | kg  | Order no.  |
|-----------------------------------------------|-------------|-----|------------|
| <b>Dimmable luminaires</b>                    |             |     |            |
| LED3600-830 L IP20                            | 1151/349/69 | 9,3 | 42 185 211 |
| LED3600-830 Q IP20                            | 600/582/69  | 6,9 | 42 185 210 |
| LED3600-840 L IP20                            | 1151/349/69 | 9,3 | 42 185 209 |
| LED3600-840 Q IP20                            | 600/582/69  | 6,9 | 42 184 958 |
| LED3600-927-65 L IP20                         | 1151/349/69 | 9,3 | 42 185 903 |
| LED3600-927-65 Q IP20                         | 600/582/69  | 6,9 | 42 185 900 |
| LED4800-830 L IP20                            | 1151/349/69 | 9,3 | 42 184 960 |
| LED4800-830 Q IP20                            | 600/582/69  | 6,9 | 42 184 959 |
| LED4800-840 L IP20                            | 1151/349/69 | 9,3 | 42 184 772 |
| LED4800-840 Q IP20                            | 600/582/69  | 6,9 | 42 184 771 |
| LED4800-927-65 L IP20                         | 1151/349/69 | 9,3 | 42 185 905 |
| LED4800-927-65 Q IP20                         | 600/582/69  | 6,9 | 42 185 902 |
| <b>Dimmable luminaire with TECTON adapter</b> |             |     |            |
| LED3600-830 L                                 | 1151/349/69 |     | 42 186 148 |
| LED3600-840 L                                 | 1151/349/69 |     | 42 186 149 |
| LED3600-927-65 L                              | 1151/349/69 |     | 42 186 155 |
| LED4800-830 L                                 | 1151/349/69 |     | 42 186 150 |
| LED4800-840 L                                 | 1151/349/69 |     | 42 186 151 |
| LED4800-927-65 L                              | 1151/349/69 |     | 42 186 154 |

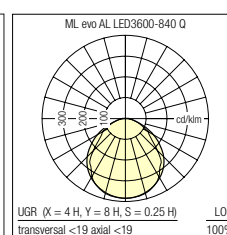
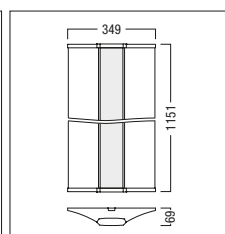
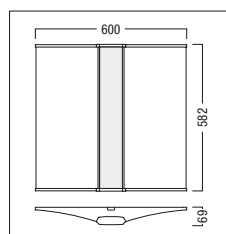


### MELLOW LIGHT evolution AL



- [...] ]
- High quality lenticular structure for a more uniform appearance
- DALI-controllable ECG with 1 Dali address (wing and central section can be controlled together)

|                                               | L/W/H       | kg  | Order no.  |
|-----------------------------------------------|-------------|-----|------------|
| <b>Dimmable luminaires</b>                    |             |     |            |
| LED3600-830 L IP20                            | 1151/349/69 | 7,9 | 42 185 190 |
| LED3600-830 Q IP20                            | 600/582/69  | 6,0 | 42 184 945 |
| LED3600-840 L IP20                            | 1151/349/69 | 7,9 | 42 184 766 |
| LED3600-840 Q IP20                            | 600/582/69  | 6,0 | 42 184 767 |
| LED3600-927-65 L IP20                         | 1151/349/69 | 7,9 | 42 185 898 |
| LED3600-927-65 Q IP20                         | 600/582/69  | 6,0 | 42 185 895 |
| <b>Dimmable luminaire with TECTON adapter</b> |             |     |            |
| LED3600-830 L                                 | 1151/349/69 |     | 42 186 143 |
| LED3600-840 L                                 | 1151/349/69 |     | 42 186 144 |
| LED3600-927-65 L                              | 1151/349/69 |     | 42 186 147 |



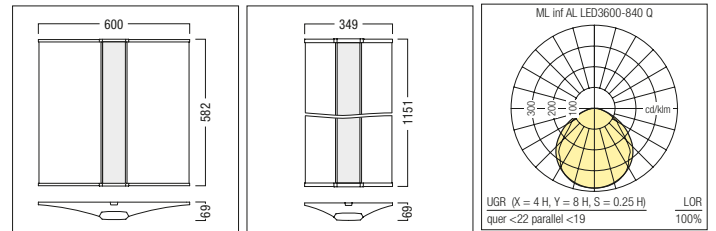
## Surface-mounted luminaires

### MELLOW LIGHT infinity AL



- [...]
  - High quality lenticular structure for a more uniform appearance
  - DALI-controllable ECG with 2 Dali addresses (wing and central section can be separately controlled)

|                                               | L/W/H       | kg  | Order no.  |
|-----------------------------------------------|-------------|-----|------------|
| <b>Dimmable luminaires</b>                    |             |     |            |
| LED3600-830 L IP20                            | 1151/349/69 | 8,1 | 42 185 213 |
| LED3600-830 Q IP20                            | 600/582/69  | 6,2 | 42 185 212 |
| LED3600-840 L IP20                            | 1151/349/69 | 8,1 | 42 184 961 |
| LED3600-840 Q IP20                            | 600/582/69  | 6,2 | 42 184 773 |
| LED3600-927-65 L IP20                         | 1151/349/69 | 8,1 | 42 185 904 |
| LED3600-927-65 Q IP20                         | 600/582/69  | 6,2 | 42 185 901 |
| <b>Dimmable luminaire with TECTON adapter</b> |             |     |            |
| LED3600-830 L                                 | 1151/349/69 |     | 42 186 152 |
| LED3600-840 L                                 | 1151/349/69 |     | 42 186 153 |
| LED3600-927-65 L                              | 1151/349/69 |     | 42 186 156 |



### MELLOW LIGHT evo/inf accessory



|                          | Order no.  |
|--------------------------|------------|
| <b>Accessory</b>         |            |
| PMMA OPTICS Cleaning kit | 22 166 921 |
| <b>End caps</b>          |            |
| Endcap L Black pair      | 22 170 083 |
| Endcap L Bronze pair     | 22 170 087 |
| Endcap L Raw pair        | 22 170 085 |
| Endcap Q Black pair      | 22 170 082 |
| Endcap Q Bronze pair     | 22 170 086 |
| Endcap Q Raw pair        | 22 170 084 |
| <b>Strain relief</b>     |            |
| Strain relief kit        | 22 065 698 |

## TECTON Trunking

|...| Shared properties Mellow Light evo/inf

- Mellow Light luminaire for connection to the TECTON continuous-row lighting system
- Diffuse side sections for pleasant ambient lighting
- EN12464-1 compliant for office applications with UGR < 19
- Colour temperature 4000 K (intermediate), 3000 K (warm white) and tunable white from 2700–6500 K
- Colour rendering Ra > 80 or Ra < 90 (tunable) for office applications
- Chromaticity tolerance between multiple luminaires of up to 3 MacAdam ellipses
- LED service life: 50000 h before luminous flux is reduced to 85 % of the initial value
- Luminaire pre-wired using halogen-free leads
- End caps available in several colours: silver (standard), white, bronze, black and raw

### TECTON luminaire MLevo AA



- |...|
- Crystal Optic for optimum glare control to 4800 lm
- DALI-controllable ECG with 1 Dali address (wing and central section can be controlled together)

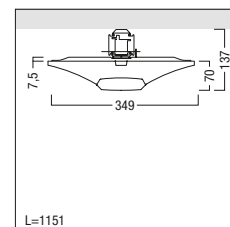
#### Dimmable luminaire with crystal optic

|                  |            |
|------------------|------------|
| LED3600-830 L    | 42 186 139 |
| LED3600-840 L    | 42 186 140 |
| LED3600-927-65 L | 42 186 146 |
| LED4800-830 L    | 42 186 141 |
| LED4800-840 L    | 42 186 142 |
| LED4800-927-65 L | 42 186 145 |

Order no.

*dimmable Dali only*

incl.  
**LED**



### TECTON luminaire MLevo AL



- |...|
- High quality lenticular structure for a more uniform appearance
- DALI-controllable ECG with 1 Dali address (wing and central section can be controlled together)

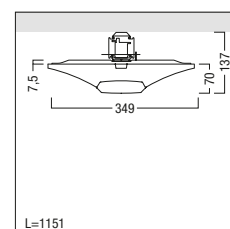
#### Dimmable luminaire with lenticular optic

|                  |            |
|------------------|------------|
| LED3600-830 L    | 42 186 143 |
| LED3600-840 L    | 42 186 144 |
| LED3600-927-65 L | 42 186 147 |

Order no.

*dimmable Dali only*

incl.  
**LED**



### TECTON luminaire MLinf AA



- |...|
- Crystal Optic for optimum glare control to 4800 lm
- DALI-controllable ECG with 2 Dali addresses (wing and central section can be separately controlled)

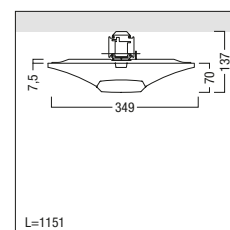
#### Dimmable luminaire with crystal optic

|                  |            |
|------------------|------------|
| LED3600-830 L    | 42 186 148 |
| LED3600-840 L    | 42 186 149 |
| LED3600-927-65 L | 42 186 155 |
| LED4800-830 L    | 42 186 150 |
| LED4800-840 L    | 42 186 151 |
| LED4800-927-65 L | 42 186 154 |

Order no.

*dimmable Dali only*

incl.  
**LED**



## TECTON Trunking

### TECTON luminaire MLinf AL

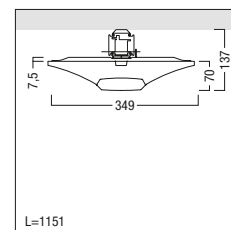


- |...|
- High quality lenticular structure for a more uniform appearance
- DALI-controllable ECG with 2 Dali addresses (wing and central section can be separately controlled)

#### Dimmable luminaire with lenticular optic

|                  | Order no.  |
|------------------|------------|
| LED3600-830 L    | 42 186 152 |
| LED3600-840 L    | 42 186 153 |
| LED3600-927-65 L | 42 186 156 |

incl.  
**LED**



### MELLOW LIGHT evo/inf accessory



Order no.

#### Accessory

|                          |            |
|--------------------------|------------|
| PMMA OPTICS Cleaning kit | 22 166 921 |
|--------------------------|------------|

#### End caps

|                      |            |
|----------------------|------------|
| Endcap L Black pair  | 22 170 083 |
| Endcap L Bronze pair | 22 170 087 |
| Endcap L Raw pair    | 22 170 085 |



Zumtobel, a company of the Zumtobel Group, is an internationally leading supplier of integral lighting solutions for professional indoor and outdoor building lighting applications.



[zumtobel.com/office](http://zumtobel.com/office)



[zumtobel.com/education](http://zumtobel.com/education)



[zumtobel.com/shop](http://zumtobel.com/shop)



[zumtobel.com/hotel](http://zumtobel.com/hotel)




[zumtobel.com/culture](http://zumtobel.com/culture)



[zumtobel.com/healthcare](http://zumtobel.com/healthcare)



[zumtobel.com/industry](http://zumtobel.com/industry)



[zumtobel.com/outdoor](http://zumtobel.com/outdoor)

- *Offices and Communication*
- *Education and Science*
- *Presentation and Retail*
- *Hotel and Wellness*
- *Art and Culture*
- *Health and Care*
- *Industry and Engineering*
- *Outdoor and Architecture*
- *Living*

We provide unique customer benefits by integrating technology, design, emotion and energy efficiency. We combine the best possible ergonomic lighting quality for an individual's well-being with the responsible use of energy resources. The company's own sales organisations in twenty countries, as well as commercial agencies in fifty other countries, form an international network of experts and design partners providing professional lighting consulting, design assistance and comprehensive services.

**Lighting and sustainability**

In line with our corporate philosophy "We want to use light to create worlds of experience, make work easier and improve communications and safety while remaining fully aware of our responsibility to the environment", Zumtobel offers energy-efficient high-quality products, while at the same time making sure that our production processes based on the considerate use of resources are environmentally compatible.

[zumtobel.com/sustainability](http://zumtobel.com/sustainability)



**Top quality – with a five-year guarantee.**  
As a globally leading luminaire manufacturer, Zumtobel provides a five year manufacturer's guarantee on all Zumtobel branded products in accordance with the terms of guarantee at [zumtobel.com/guarantee](http://zumtobel.com/guarantee).

Order no.04 998 257-EN 10/2017 © Zumtobel Lighting GmbH  
Technical data was correct at time of going to press.  
We reserve the right to make technical changes without notice. Please contact your local sales office for further information.





Tracks and spots

**United Kingdom**

ZG Lighting (UK) Limited  
Chiltern Park  
Chiltern Hill, Chalfont St. Peter  
Buckinghamshire SL9 9FG  
T +44/(0)1388 420042  
info.uk@zumtobelgroup.com  
zumtobel.co.uk

**Singapore**

ZG Lighting Singapore Pte. Ltd.  
158 Kallang Way # 06-01/02  
Singapore 349245  
T +65/6844 5800  
F +65/6745 7707  
info.sg@zumtobelgroup.com

**Slovak Republic**

ZG Lighting Slovakia s.r.o.  
Tomášikova 64  
831 04 Bratislava  
T +421 2 2030 0044  
info.sk@zumtobelgroup.com  
zumtobel.sk



Modular lighting systems

**USA and Canada**

Zumtobel Lighting Inc.  
3300 Route 9W  
Highland, NY 12528  
T +1/845/691 6262  
F +1/845/691 6289  
info.us@zumtobelgroup.com  
zumtobel.us

**United Arab Emirates**

Zumtobel Lighting GmbH  
4B Street, Al Quoz Industrial Area  
Dubai, United Arab Emirates  
T +971/4 3404646  
info.ae@zumtobelgroup.com  
zumtobel.ae

**Poland**

ZG Lighting Polska Sp. z o.o.  
Wołoska 9a  
Platinum Business Park III  
02-583 Warszawa  
T +48 22 856 74 31  
info.pl@zumtobelgroup.com  
zumtobel.pl



Downlights

**Australia**

ZG Lighting Australia Pty. Ltd.  
43 Newton Road  
Wetherill Park NSW 2164  
T +61/1300 139 965  
info.au@zumtobelgroup.com  
zumtobel.com.au

**Romania**

Zumtobel Lighting Romania SRL  
Radu Greceanu Street, no. 2,  
Ground Floor, sector 1  
012225 Bucharest  
T +40 31225 38 01  
F +40 31225 38 04  
info.ro@zumtobelgroup.com  
zumtobel.com

**Slovenia**

ZG Lighting d.o.o.  
Štukljeva cesta 46  
1000 Ljubljana  
T +386/(1) 5609 820  
F +386/(1) 5609 866  
info.si@zumtobelgroup.com  
zumtobel.si



Recessed luminaires

**New Zealand**

ZG Lighting (NZ) Limited  
27 Jomac Place,  
Avondale, Auckland 1026  
PO Box 7 1134, Rosebank,  
Auckland 1348  
T 0800 800 834  
T +64/(9) 828 7155  
F +64/(9) 820 7591  
info.nz@zumtobelgroup.com  
zumtobel.co.nz

**Hungary**

ZG Lighting Hungary Kft.  
Váci út 49  
1134 Budapest  
T +36/(1) 450 2490  
F +36/(1) 350 0829  
info.hu@zumtobelgroup.com  
zumtobel.hu

**Russia**

ZG Svet JSC  
Official office Zumtobel Group  
Nizhniy Susalnyi pereulok,  
5/19, office 405  
105064 Moscow  
T +7/(495) 981 35 41  
T +7/(812) 604 02 60  
info.ru@zumtobelgroup.com  
zumtobel.ru



Surface-mounted and pendant luminaires

**China**

Thorn Lighting (Guangzhou) Limited  
12A Lian Yun Road  
Eastern Section,  
GETDD, Guangzhou  
510530, P.R. China  
T +86(20)2232 6000  
Sales Hotline: 4008080195  
info.cn@zumtobelgroup.com  
zumtobel.cn

**Croatia**

ZG Lighting d.o.o.  
Ulica Petra Hektorovića 2  
10000 Zagreb  
T +385/(1) 64 04 080  
F +385/(1) 64 04 090  
info.hr@zumtobelgroup.com

**Norway**

ZG Lighting Norway AS  
Bygdøy allé 4  
0257 Oslo  
T +47 22 54 72 00  
info.no@zumtobelgroup.com  
zumtobel.no



Free-standing and wall-mounted luminaires

**Hong Kong**

ZG Lighting Hong Kong Ltd.  
Unit 503 – 508, 5/F, Building 16W,  
Phase 3, Hong Kong Science Park,  
New Territories, Hong Kong  
T +852/(0)2578 4303  
F +852/(0)2887 0247  
info.hk@zumtobelgroup.com

**Bosnia and Herzegovina**

ZG Lighting d.o.o.  
Predstavništvo u BiH  
Zmaja od Bosne 7  
71000 Sarajevo  
T +387 33 590 463  
info.ba@zumtobelgroup.com

**Sweden**

ZG Lighting Nordic AB  
Hyllie Boulevard 10b  
215 32 Malmö  
T +46 649 20 00  
info.se@zumtobelgroup.com  
zumtobel.se



Continuous-row systems and individual batten luminaires

**India**

Thorn Lighting India Pvt. Ltd.  
No. 43, Chamiers Road  
Raja Annamalaipuram,  
Chennai 600028,  
Tamil Nadu, India  
T +91/(44) 2435 7588  
F +91/(44) 2435 8744  
info.in@zumtobelgroup.com

**Serbia**

ZG Lighting d.o.o.  
Beton hala – Karadorđeva 2-4  
11000 Belgrade  
M+381 69 54 44 802  
info.rs@zumtobelgroup.com

**Denmark**

ZG Lighting Denmark A/S  
Stamholmen 155, 5. sal  
2650 Hvidovre  
T +45 35 43 70 00  
info.dk@zumtobelgroup.com  
zumtobel.dk



High-bay luminaires

**Czech Republic**

ZG Lighting Czech Republic s.r.o.  
Jankovcova 2  
Praha 7  
17000 Praha  
T +420 266 782 200  
F +420 266 782 201  
info.cz@zumtobelgroup.com  
zumtobel.cz

**Headquarters**

Zumtobel Lighting GmbH  
Schweizer Strasse 30  
Postfach 72  
6851 Dornbirn, AUSTRIA  
T +43/(0)5572/390-0  
info@zumtobel.info



Luminaires with extra protection



Façade, media and outdoor luminaires



Lighting management systems



Emergency lighting

Zumtobel Group Services



