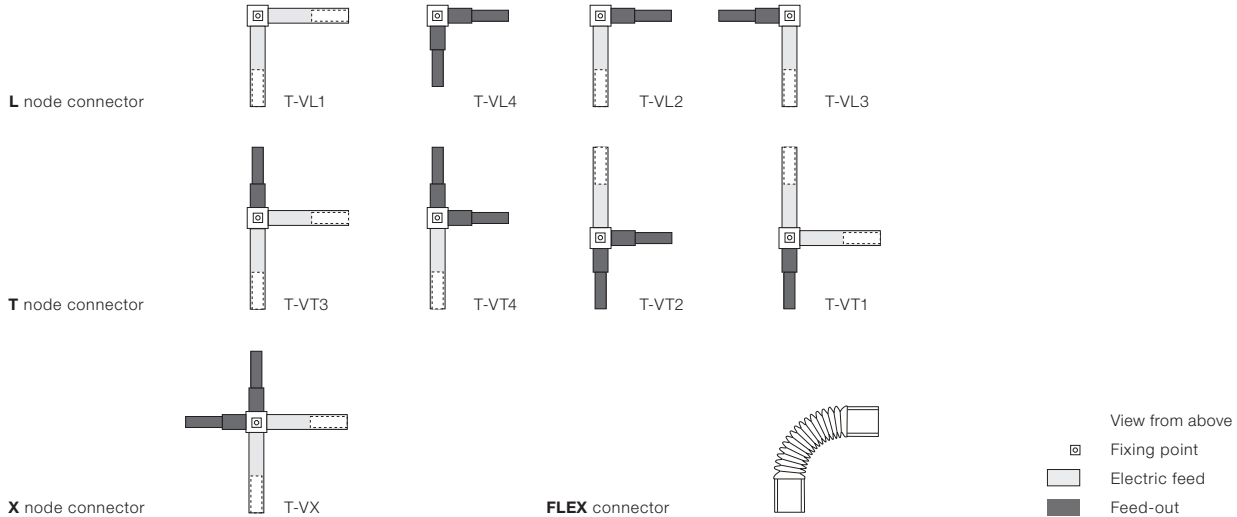


# TECTON node connectors

## Overview

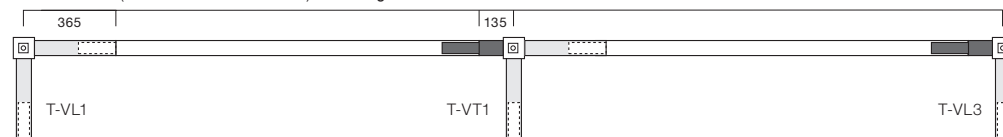


Using various node connectors, the TECTON continuous-row lighting system can be assembled and combined in a myriad of variants, fully meeting the respective requirements in terms of design and lighting technology. TECTON L, T, X and flexible connectors open up many different options for creative design using light. Thus, the structures themselves become integral parts of the interior design. The electrical engineer will define the wiring sequence via the node connectors on site, depending on the application requirements.

The countless combination options provided by the innovative TECTON continuous-row lighting system can hardly be presented in one brochure. Therefore, the four basic design examples give only a schematic overview of the configuration options opened up by TECTON node connectors.

Example:

**Axial dimension** (135 mm + 365 mm = 500 mm) + trunking T 1500 to T 4000

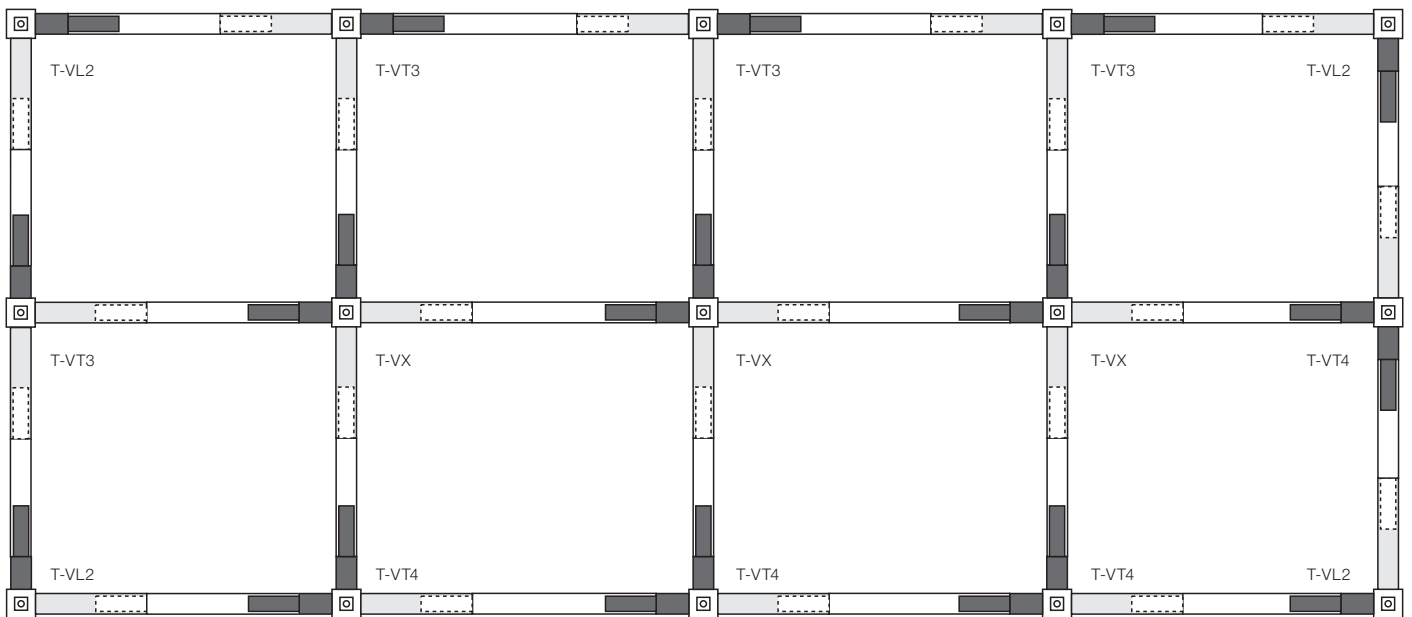


**Calculating axial dimensions with node connectors** The axial dimensions are very easy to calculate: two connectors together give 0.5 m. The trunking units are also provided in increments of 0.5 m. Therefore, the axial dimension is always the trunking length plus 0.5 m.

**Axial dimension (in mm) = length of trunking + 500 mm**

# Installation example

## Closed eight-piece frame



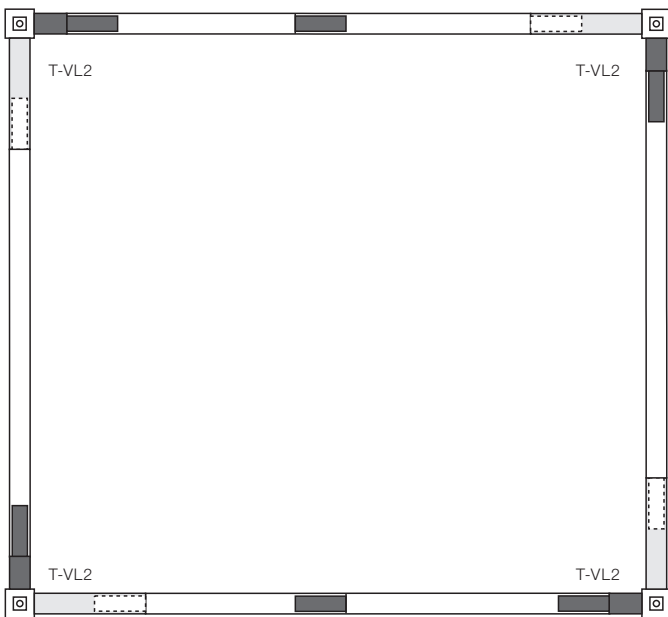
Quantity	Description		Order no. <i>white</i>	Order no. <i>silver</i>
4	TECTON T-VL2	L node connector	22 157 274	22 157 282
4	TECTON T-VT3	T node connector	22 157 279	22 157 287
4	TECTON T-VT4	T node connector	22 157 280	22 157 288
3	TECTON T-VX	X node connector	22 157 272	22 157 289

View from above




- Fixing point
- Electric feed
- Feed-out

# Installation example

## Closed one-piece frame

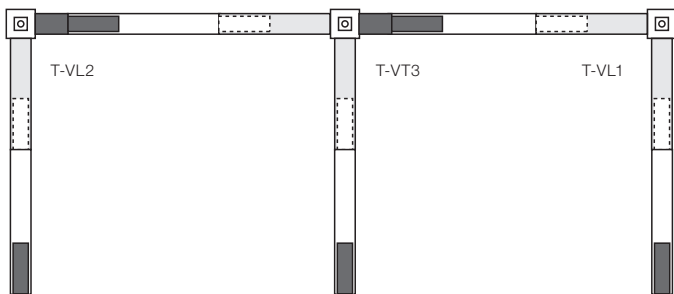


Quantity	Description	Order no.	Order no.
4	TECTON T-VL2 L node connector	<i>white</i> 22 157 274	<i>silver</i> 22 157 282

- View from above
-  Fixing point
  -  Electric feed
  -  Feed-out




# Installation example

## Open two-piece frame



Quantity	Description	Order no. <i>white</i>	Order no. <i>silver</i>
1	TECTON T-VL2 L node connector	22 157 274	22 157 282
1	TECTON T-VT3 T node connector	22 157 279	22 157 287
1	TECTON T-VL1 L node connector	22 157 273	22 157 281

View from above

-  Fixing point
-  Electric feed
-  Feed-out




# Installation example

## Open one-piece frame




Quantity	Description	Order no.	Order no.
		<i>white</i>	<i>silver</i>
1	TECTON T-VL2 L node connector	22 157 274	22 157 282
1	TECTON T-VL1 L node connector	22 157 273	22 157 281

View from above

-  Fixing point
-  Electric feed
-  Feed-out

# Installation example

Closed one-piece frame



Quantity	Description	Order no.	Order no.
4	TECTON V FLEX FLEX connector	<i>white</i> 22 166 765	<i>silver</i> upon request